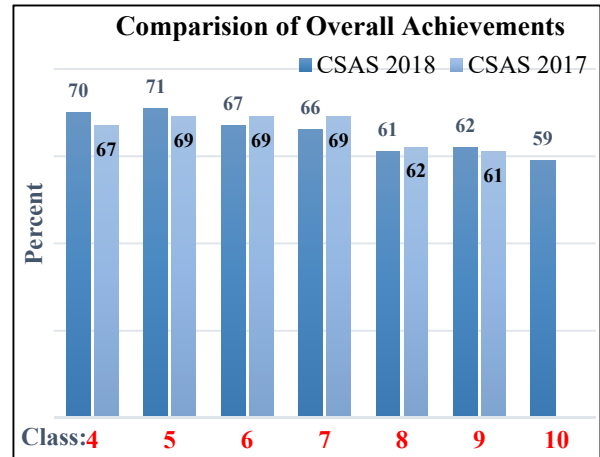


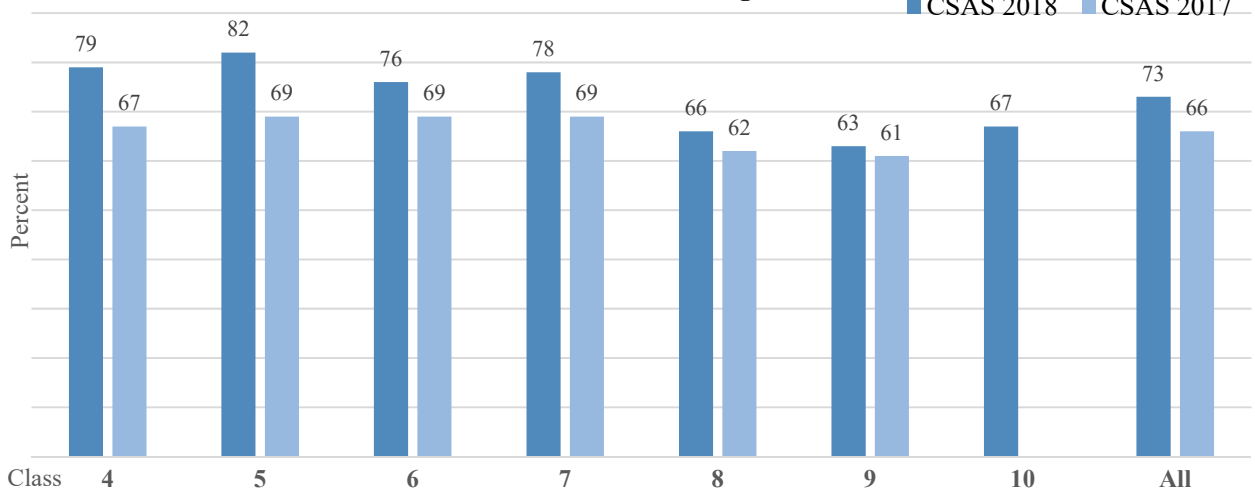
CENSUS BASED STATE ACHIEVEMENT SURVEY (CSAS) 2018 DHARWAD DISTRICT ACHIEVEMENTS

I Class-wise and Subject-wise Achievements:

Subject / Class	4	5	6	7	8	9	10	All 2018	All 2017
Lang 1	72	66	71	73	67	73	67	70	68
Lang 2	67	70	71	72	57	55	51	64	64
Lang 3			67	63	62	69	57	64	69
Maths	69	71	62	63	63	62	53	64	67
EVS/Sci	71	76	65	62	55	49	59	63	62
SS			67	65	59	68	68	65	64
All - 2018	70	71	67	66	61	62	59	65	
All - 2017	67	69	69	69	62	61			66



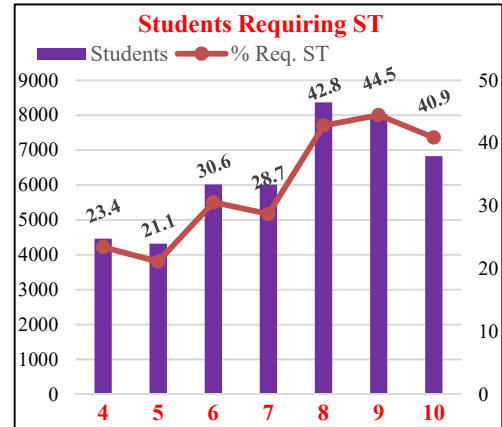
II Class-wise Pass Percentage



III Class-wise and Subject-wise Supplementary Teaching (ST):

Class	Students	L1	L2	L3	Math	EVS / Sci	SS	Sub Agg
4	4459	1765	2317	0	1928	1457	0	7467
5	4319	2243	2135	0	1754	1301	0	7433
6	6016	1824	1964	2124	2399	2009	1915	12235
7	6011	1397	1783	2108	2331	2354	2097	12070
8	8368	2039	3378	2921	2415	3829	2410	16992
9	8031	1268	4033	2029	2329	4538	1655	15852
10	6825	1006	3670	2628	2795	2070	873	13042
Overall	44029	11542	19280	11810	15951	17558	8950	85091

Sub Agg.: Subjects Aggregate



IV Deficiencies in Competency Levels (< 40% listed below): Pl see "Competency List" file for details

Class/Sub	Kannada	English	Maths	EVS/Sci	SS
4				EVS411, 419, 430	
5	KAN501, 506, 510		MATH516, 523		
6			MATH602, 610	SCI608, 619, 623	SS618
7	KAN709		MATH704, 710, 713, 717	SCI709, 711, 723, 727	SS701, 712
8	KAN811	ENG808, 817, 828,	MATH805	SCI809, 810, 812, 823, 826	SS813, 814, 822, 826
9	KAN911	ENG901, 913, 916, 926	MATH911	SCI902, 906, 909, 916, 917, 918, 919, 921, 923	
10	KAN0123	ENG0105, 0112, 0114, 0116, 0117, 0125, 0126, 0127	MATH0103, 0106, 0114, 0116, 0117, 0118, 0123, 0124, 0126, 0128	SCI0110, 0112, 0116, 0121	SS0105, 0111